

Login to <https://kingdomu.geniussis.com/PublicWelcome.aspx> and Go to LMS (blackboard) and select courses. 'Kingdom Economics' will be used for training purposes.

The screenshot displays the Blackboard LMS interface. On the left is a dark navigation sidebar with icons and labels for 'Institution Page', 'Janice Warren', 'Activity Stream', 'Courses', 'Calendar', 'Messages', 'Grades', 'Tools', and 'Sign Out'. A blue arrow points to the 'Courses' menu item. The main content area is titled 'Current Courses' and includes a search bar, a filter dropdown set to 'All Courses', and a '25 item' indicator. Below this is a section titled 'Assorted Dates' containing three course entries: 'TUP_Kingdom_Foundation 01 TUP Kingdom Foundation', 'FRA_Apostolic_Prophetic_Foundation 02 FRA Apostolic Prophetic Foundation', and 'TUP_Kingdom_Economics 02 TUP Kingdom Economics'. A blue arrow points to the '02 TUP Kingdom Economics' entry. A fourth blue arrow points to the 'Courses' menu item in the sidebar.

You will see your class name at the left top of the page. Go down to Class Collaborate and look to the right of Join Sessions and select the three dots(ellipse).

TUP_Kingdom_Economics

02 TUP Kingdom Economics

Content Calendar Discussions Gradebook Messages

Course Faculty

- AV KU1 INSTRUCTOR
- AV KU2 INSTRUCTOR
- [Show more](#)

Details & Actions

- Roster [View everyone in your course](#)
- Progress Tracking [On](#)
- Class Collaborate** [Join session](#) ...
- Attendance [View your attendance](#)
- Groups [View groups to join](#)
- Announcements No announcements
- Books & Tools [View course & institution tools](#)

Course Content

- Welcome to Economics

This course will consist of 10 hours of teaching over the course of your scheduled date. There is also an assignment...

[Show more](#)
- Course Materials

A Book is Required for your Reading Assignment...
- Student Book Store
- Assignments





Reading Assignment & Course Reflection
- Reading Assignment

When the three dots are selected, the screen displays ‘View all recordings.’

02 TUP Kingdom Econo

Content Calendar Discussions Gradebook


Course Faculty



-  AV KU1
INSTRUCTOR 
-  AV KU2
INSTRUCTOR 


[Show more](#)

Details & Actions

 Roster
[View everyone in your course](#)

 Progress Tracking ⓘ
On

 Class Collaborate
[Join session](#) ⌵ 

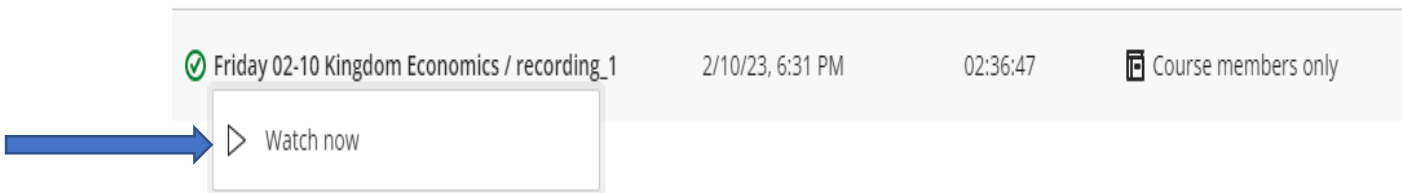
 View all recordings
[view your attendance](#)

 Groups


Selecting on, view all recordings, will bring you to a black screen with a pink animation of a circle for a few seconds, then your recordings will appear.

Recordings					
					Filter by
					Recent Recordings
Session name / Recording name	Start date	Duration	Access	Closed Captions	
✓ Saturday 02-11 PM - Kingdom Economics / recording_1	2/11/23, 1:18 PM	00:55:26	🔒 Course members only	🔇 No captions	
✓ Saturday 02-11 AM - Kingdom Economics / recording_1	2/11/23, 9:28 AM	02:53:06	🔒 Course members only	🔇 No captions	
✓ Friday 02-10 Kingdom Economics / recording_1	2/10/23, 6:31 PM	02:36:47	🔒 Course members only	🔇 No captions	

After selecting the session, the 'Watch Now' box displays. Select the watch now.



This will take you to the Collaborate screen where you may select to play by clicking on the arrow in center of screen.



AV is recorded and is not edited.

TIP: Chrome is recommended for laptops; Safari is recommended for ipad/iphone

Please contact us at Support@kingdomu.org with any additional questions.