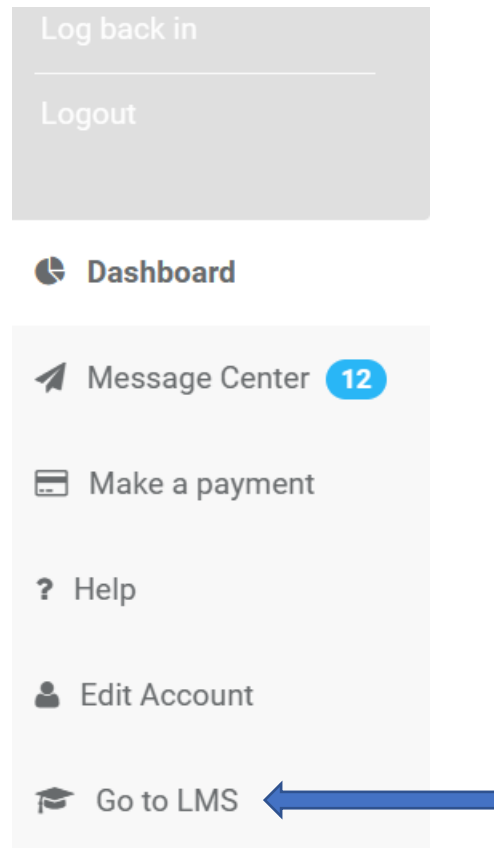
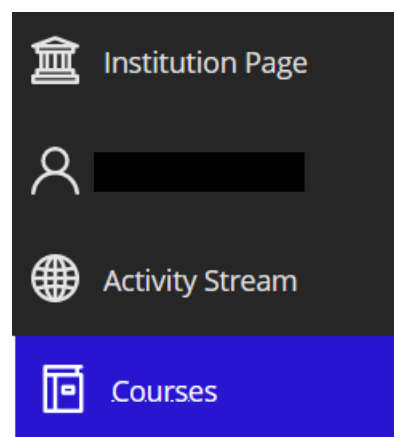


REQUIREMENT: You must submit homework on each Course.

STEP 1: After Logging in at <https://kingdomu.geniussis.com/PublicWelcome.aspx>, select **Go to LMS** for your Bb (blackboard) account.



STEP 2: Click **Courses** and select the course from the screen list on the right.



STEP 3: The course content displays.

Content | Calendar | Discussions | Gradebook | Messages

Course Faculty

No course faculty

Details & Actions

- Roster
[View everyone in your course](#)
- Progress Tracking ⓘ
On
- Class Collaborate
[Join session](#) ...
- Attendance
[View your attendance](#)
- Groups
[View groups to join](#)
- Announcements
No announcements
- Books & Tools
[View course & institution tools](#)

Course Content ⓘ

- Welcome to Kingdom Foundation
This course will consist of 10 hours of teaching on Friday evening, Saturday morning, and Saturday afternoon once a month in accordance with your scheduled date. There is also an assigned book for the course. A written Course Reflection is required for a Degree Program. You will earn 3...
[Show more](#)
- Course Materials
A Book is Required for your Reading Assignment. (click the KU Student Bookstore link below)
- Student Book Store
- Assignments
Reading Assignment & Course Reflection ⓘ

STEP 4: Scroll down and Select **Upload HOMEWORK Here** Link

STEP 5: Click **View assessment**.

The screenshot displays a course interface with a sidebar on the left and a main content area on the right. The sidebar contains several sections: 'Reading Assignment' with a folder icon and the text 'Read: The Gospel of the Kingdom, by Dr Greg Hood.'; 'Course Reflections (for degree programs only)' with a checkmark icon and a paragraph of text; 'Upload HOMEWORK Here' with a document icon and a blue arrow pointing to it; 'Additional Course Information' with a minus icon and a paragraph; and 'Need Help?' with a radio button icon and an email address. The main content area is titled 'Upload HOMEWORK H...' and includes a 'Details & Information' section with 'Assessment due date' (No due date) and 'Attempts' (1 attempt left). Below this is a 'Grading' section with a table showing 'Maximum points' as 100 points. At the bottom of the main content area is a dark button labeled 'View assessment' with a blue arrow pointing to it.

STEP 6: Click in the **Submission Box**

STEP 7: You may type your submission directly in the box.

OR you may attach a document with the paper clip selection in the submission box.

STEP 8: Save your file with the following information – First initial, Last name, first three letters of campus, Month and Year. EX: jwarrenTUP032023.

STEP 9: Then, after you are done with your document (either typed or attaching a document) make sure you click **Submit** to complete.

NOTE: The save and close button does not submit your homework. It allows you to close out and come back without losing your work.

Upload HOMEWORK Here

Assignment Content

Please submit the HOMEWORK assignment by either typing into the Submission Text Box below or by selecting the paper clip to attach a file.

Submission

You can add text, images, and files here.

Word count: 0

Details & Information

Assessment due date
No due date

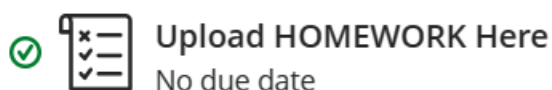
Attempts
1 attempt left

Grading

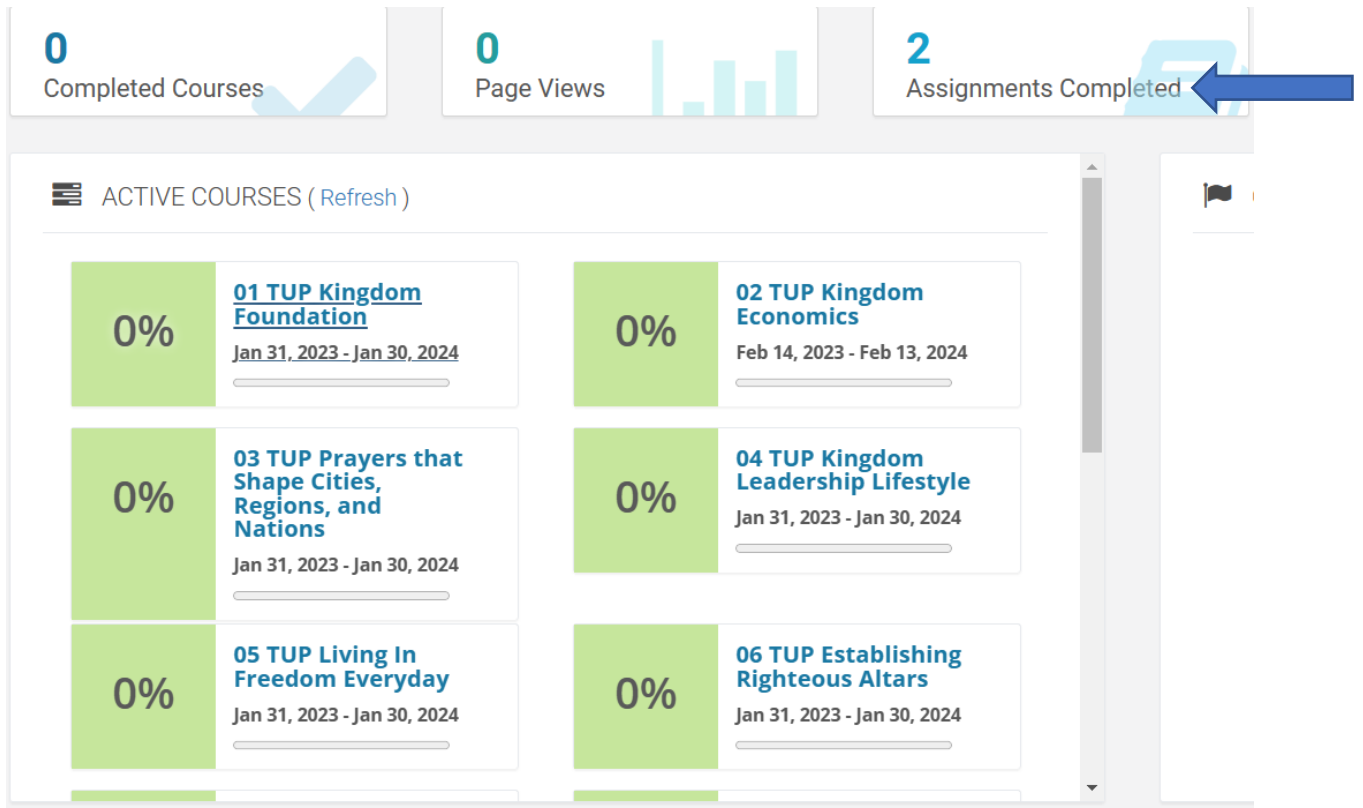
Maximum points	100 points
----------------	------------

Save and Close Submit

After you have completed homework AND Submitted. The completed assignment shows on the Bb Course Content page with a green checkmark.



Also displays completed Assignments at the top of the Login Landing page



Need further assistance? Contact us at Support@kingdomu.org